



*Committed
To Quality...*

Ref: DI-PRO
Price Sheet D-06

HUBCAPS



- All DI-PRO aluminum hubcaps are made from 360 aluminum alloy to provide maximum corrosion resistance and impact strength over the life of the product.
- The high strength clear lens material provides excellent non-yellowing clarity and stands up to extreme cold and hot environments.
- The internal lens gasket is made from commercial grade Nitrile rubber and is contained using DI-PRO's innovative design technology to eliminate gasket squeeze out.

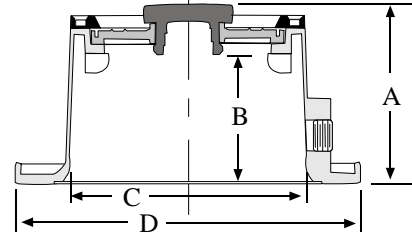


HUBCAP SPECIFICATIONS

Ref: DI-PRO
Price Sheet D-06

Committed
To Quality...

BOLT-ON MODELS



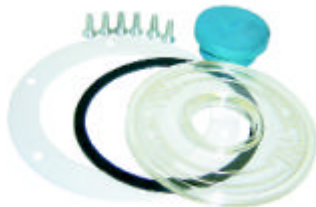
| PART NO | STEMCO | DUAL DYNAMICS | CR | TRI-SEAL | BOLT CIRCLE | NO. OF BOLTS | A HEIGHT | B INSIDE | C FLANGE I.D. | D FLANGE O.D. | SIDE-FILL PLUG | GASKET PART# | LENS KIT# |
|---------|----------|---------------|------|----------|-------------|--------------|----------|----------|---------------|---------------|----------------|--------------|-----------|
| 21008 | 340-4013 | DG-5/6P | 1362 | | 5-1/2 | 5 | 2-11/16 | 1-15/16 | 4-3/8 | 6-1/4 | | 95006 | 95100 |
| 21009 | 340-4009 | DG-6P | 1331 | | 5-1/2 | 6 | 2-11/16 | 1-15/16 | 4-3/8 | 6-1/4 | | 95009 | 95100 |
| 21011 | 340-4092 | | | | 5-7/8 | 6 | 1-5/8 | 1-7/16 | 4-1/2 | 6-37/64 | | 95034 | 95103 |
| 21013 | 340-4195 | DG-7.5P | 1396 | | 6-3/4 | 6 | 3-11/16 | 2-15/16 | 5-7/16 | 7-1/2 | | 95035 | 95100 |
| 21016 | 340-4095 | | | | 5-1/2 | 6 | 1-15/16 | 1-1/8 | 4-5/16 | 6-3/16 | | 95009 | 95100 |
| 21017 | 340-4249 | | | | 5-1/2 | 6 | 1-15/16 | 1-5/8 | 4-1/2 | 6-3/16 | | 95009 | 95103 |
| 21024 | 340-4024 | DG-6F4.5 | 1311 | | 4-1/2 | 6 | 2-5/8 | 1-7/8 | 3-1/2 | 5-1/4 | | 95014 | 95104 |
| 22009 | 343-4009 | DG-6PS | 1743 | 64009 | 5-1/2 | 6 | 2-11/16 | 1-15/16 | 4-3/8 | 6-1/4 | X | 95009 | 95100 |
| 22011 | 343-4092 | | 1787 | 64092 | 5-7/8 | 6 | 1-5/8 | 1-7/16 | 4-1/2 | 6-37/64 | X | 95034 | 95103 |
| 22013 | 343-4195 | DG7.5PS | 1696 | | 6-3/4 | 6 | 3-11/16 | 2-15/16 | 5-7/16 | 7-1/2 | X | 95035 | 95100 |
| 22016 | 343-4095 | | 1743 | 64095 | 5-1/2 | 6 | 1-15/16 | 1-1/8 | 4-5/16 | 6-3/16 | X | 95009 | 95100 |
| 22017 | 343-4249 | | 1703 | 64249 | 5-1/2 | 6 | 1-15/16 | 1-5/8 | 4-1/2 | 6-3/16 | X | 95009 | 95103 |
| 22024 | 343-4024 | DG-6F4.5PC | 1711 | 64024 | 4-1/2 | 6 | 2-5/8 | 1-7/8 | 3-1/2 | 5-1/4 | X | 95014 | 95104 |

Mounting bolt torque specification = 16-20 ft lbs.

Mounting bolt size for all hubcaps = 5/16"

Side fill plug torque specification = 9 ft-lbs

LENS KITS & REPLACEMENT PARTS



| PART NO | REPLACEMENT PART DESCRIPTION |
|---------|---|
| 95004 | Filler Plug (Fits all standard sized lens with hole diameter 1-1/8") |
| 95033 | Filler Plug (Fits DI-PRO part# 21011, 21017, 22011, 22017) |

| PART NO | LENS KITS FIT DI-PRO PART# |
|---------|----------------------------|
| 95100 | 21008 |
| | 21009 |
| | 21013 |
| | 21016 |
| | 22009 |
| | 22013 |
| 95103 | 22016 |
| | 21011 |
| | 21017 |
| | 22011 |
| 95104 | 22017 |
| | 21024 |
| | 22024 |

All lens kits include lens, filler plug, lens gaskets, and ring screws.

Ring screw torque specification = 30 in-lbs



HUBCAP SPECIFICATIONS

Ref: DI-PRO
Price Sheet D-06

Committed
To Quality...

BOLT-ON GREASE CAP



| PART NO | STEMCO | DUAL DYNAMICS | CHICAGO RAWHIDE | TRI-SEAL | BOLT CIRCLE | BOLT SIZE | NO. OF BOLTS | A HEIGHT | B INSIDE | C FLANGE I.D. | D FLANGE O.D. | GASKET PART# |
|---------|----------|---------------|-----------------|----------|-------------|-----------|--------------|----------|----------|---------------|---------------|--------------|
| 28010 | 342-4009 | DG-6G | 1343 | | 5-1/2 | 5/16 | 6 | 2 | 1-15/16 | 4-5/16 | 6-1/4 | 95009 |

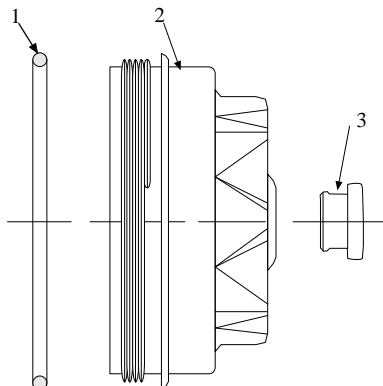
Torque Specification = 16-20 ft lbs.
Mounting bolt size for all hubcaps = 5/16"

SCREW-ON MODELS



| PART NO | STEMCO | DUAL DYNAMICS | CHICAGO RAWHIDE | TRI-SEAL | DESCRIPTION | THREAD SIZE |
|---------|----------|---------------|-----------------|----------|--|-------------|
| 23001 | 340-4975 | | 1282 | | Pro-Par (Fruehauf) Plastic Screw-on | 6.25"-8 |
| 23002 | 340-4075 | DG-P | 1382 | | Pro-Par Aluminum Screw-on with Dirt Exclusion Window | 6.25"-8 |
| 23003 | 340-4320 | DG-PGC | | | Pro-Par (Fruehauf) Aluminum Screw-on with Solid Top for Grease | 6.25"-8 |
| 23004 | 343-4075 | DG-PS | | | Pro-par Aluminum with Side Fill | 6.25"-8 |

Pro-par Plastic Screw-on Torque Specification = 50 ft lbs.
Pro-par Aluminum Screw-on Torque Specification = 100 ft lbs.



| PART NO | DESCRIPTION | KEY |
|---------|------------------------------|-----|
| 95011 | O-Ring | 1 |
| 95010 | Clear Plastic Hubcap Housing | 2 |
| 95004 | Filler Plug | 3 |



HUBCAP SPECIFICATIONS

Ref: DI-PRO
Price Sheet D-06

Committed
To Quality...



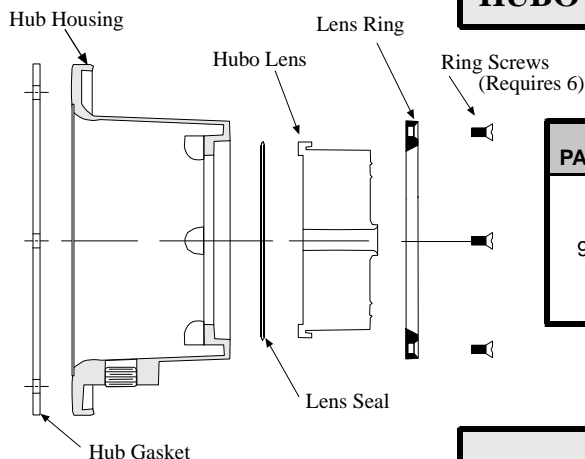
HUBO HUBCAP MODELS



| PART NO | STEMCO | DUAL DYNAMICS | CHICAGO RAWHIDE | TRI-SEAL | BOLT CIRCLE | NO. OF BOLTS | A HEIGHT | B INSIDE | C FLANGE I.D. | D FLANGE O.D. | GASKET PART# |
|---------|----------|---------------|-----------------|----------|---|--------------|----------|----------|---------------|---------------|--------------|
| 25004 | 347-4075 | DG-PH | | | Pro-par Aluminum Screw-on with side fill (Thread 6.25"-8) | | | | | | 95011 |
| 25009 | 347-4009 | DG-6H | 1600 | 64009H | 5-1/2 | 6 | 2-11/16 | 1-15/16 | 4-3/8 | 6-1/4 | 95009 |
| 25013 | | DG-7.5H | | | 6-3/4 | 6 | 3-11/16 | 2-15/16 | 5-7/16 | 7-1/2 | 95035 |

Mounting bolt torque specification = 16-20 ft lbs.
Side fill plug torque specification = 9 ft lbs.
Mounting bolt size for all hubcaps = 5/16"

HUBO REPLACEMENT LENS KIT



| PART NO | STEMCO | DUAL DYNAMICS | CHICAGO RAWHIDE | FITS DI-PRO PART# | DESCRIPTION |
|---------|----------|---------------|-----------------|--|---------------------------|
| 95102 | 359-6117 | | | 22009 22013 23004 25004 25009 25013 | Hubo Replacement Lens Kit |

Hubo lens kit includes hubo lens, lens gasket, and ring screws

HUBODOMETER



Hubcaps Not Included

Hubodometers also available in Revs/Kilos upon request

Standard Hubodometers

| PART NO | REVS/MILE |
|----------|-----------|
| 29001 | 450 |
| 29001-01 | 456 |
| 29001-02 | 460 |
| 29001-03 | 468 |
| 29001-04 | 475 |
| 29001-05 | 480 |
| 29001-06 | 486 |
| 29001-07 | 494 |
| 29001-08 | 500 |
| 29001-09 | 504 |
| 29001-10 | 510 |
| 29001-11 | 513 |

| PART NO | REVS/MILE |
|----------|-----------|
| 29001-12 | 520 |
| 29001-13 | 525 |
| 29001-14 | 532 |
| 29001-15 | 540 |
| 29001-16 | 546 |
| 29001-17 | 558 |
| 29001-18 | 560 |
| 29001-19 | 567 |
| 29001-20 | 585 |
| 29001-21 | 612 |
| 29001-22 | 620 |
| 29001-23 | 646 |
| 29001-24 | 680 |